Evaluation of Etoxazole against Insects and Acari in Vegetables in China

Authors: Li, Yongqiang, Yang, Na, Wei, Xingcun, Ling, Yun, Yang, Xinling, et al.

Source: Journal of Insect Science, 14(104) : 1-14

Published By: Entomological Society of America

URL: https://doi.org/10.1673/031.014.104

The BioOne Digital Library (https://bioone.org/) provides worldwide distribution for more than 580 journals and eBooks from BioOne's community of over 150 nonprofit societies, research institutions, and university presses in the biological, ecological, and environmental sciences. The BioOne Digital Library encompasses

Downloaded From: https://staging.bioone.org/journals/Journal-of-Insect-Science on 25 Mar 2025
Terms of Use: https://staging.bioone.org/terms-of-use

Journal of Insect Science
www.insectscience.org

Evaluation of etoxazole against insects and acari in vegetables in China

Yongqiang Li[1,2], Na Yang[2], Xingcun Wei[2], Yun Ling[1], Xinling Yang[1a], and Qingmin Wang[2b]

[1]Key Laboratory of Pesticide Chemistry and Application, MOA, Department of Applied Chemistry, College of Science, China Agricultural University, People's Republic of China
[2]State Key Laboratory of Elemento-Organic Chemistry, Institute of Elemento-Organic Chemistry, Nankai University, People's Republic of China

Abstract

Etoxazole, 2-(2,6-difluorophenyl-4-[4-(1,1-dimethylethyl)-2-ethoxy-phenyl]-4,5-dihydrooxazole, an organofluorine chitin synthesis inhibitor, was assayed for its bioactivities against several major insect and acarus pests and compared to several other pesticides: two chitin synthesis inhibitors, hexaflumuron and chlorfluazuron; a pyrethroid, permethrin; an organophosphate, acephate; a carboximide, hexythiazox; and a tetrazine, clofentezine. The LC_{50} of etoxazole was calculated using probit analysis of the concentration-dependent mortality data against susceptible and resistant strains of the beet armyworm, *Spodoptera exigua* (Hübner) (Lepidoptera: Noctuidae); diamondback moth, *Plutella xylostella* L. (Plutellidae); bean aphid, *Aphis craccivora* Koch (Hemiptera: Aphididae); and carmine spider mite, *Tetranychus cinnabarinus* (Boisduval) Boudreaux (Trombidiformes: Tetranychidae). The resistant strains were found to be resistant against all tested pesticides except etoxazole. The bioactivity of etoxazole was many times that of the other tested insecticides and acaricides widely used in vegetable crops in China. On the basis of our research, etoxazole can be expected to be extensively used on vegetable crops in China.

Abbreviations: DMSO, dimethyl sulfoxide; **EC**, emulsifiable concentrate

Keywords: bioactivity, insect growth regulator. susceptible strain, resistant strain, acaricide/insecticide alternative

Correspondence: [a] yangxl@cau.edu.cn, [b] wangqm@nankai.edu.cn

Editor: T.-X. Liu was editor of this paper.
Received: 13 August 2012 **Accepted:** 23 January 2013 **Published:** 1 August 2014

Copyright: This is an open access paper. We use the Creative Commons Attribution 3.0 license that permits unrestricted use, provided that the paper is properly attributed.

ISSN: 1536-2442 | Vol. 14, Number 104

Cite this paper as:
Li Y, Yang N, Wei X, Ling Y, Yang X, Wang Q. 2014. Evaluation of etoxazole against insects and acari in vegetables in China. *Journal of Insect Science* 14(104). Available online: http://www.insectscience.org/14.104

Downloaded From: https://staging.bioone.org/journals/Journal-of-Insect-Science on 25 Mar 2025
Terms of Use: https://staging.bioone.org/terms-of-use

Introduction

Vegetables are a leading economic crop, and insects and acari have important impacts on yield and quality. In recent years, many new physical and biological control methods have been developed that favor the environment and beneficial organisms, such as biological control organisms, organic insecticides, and physical and horticultural activities. At present, due to restrictions imposed on agricultural and economic development, developing and applying new chemical insecticides and acaricides are still major measures for coping with insect and acari damage in vegetable production systems in China. However, the toxicity of chemical insecticides and acaricides is a primary drawback, as they are a hazard to the environment, human health, and beneficial organisms. Insects and acari have developed resistance to many pesticides because pesticides with a similar mechanism on targets were used repeatedly. Insect growth regulators are designed and synthesized to take advantage of unique aspects of development compared to other organisms (Verloop et al. 1977; Oberlander et al. 1998), which makes them safe to nontargets, highly friendly to the environment, and selective for insects and acari. Therefore, IGRs have been developed in recent years by researchers throughout the world (Qian 1996; Yang et al. 1999).

Etoxazole (Figure 1) was produced by Sumitomo Chemical in 1998 and developed as a new-generation insecticide and acaricide (Hirose et al. 1996; Yagi et al. 2000; Suzuki et al. 2001, 2002; Tisdell et al. 2004). Etoxazole (trade name: Baroque Flowable; molecular mass of 359.42) is a white, free-flowing, crystalline powder that can be dissolved very easily in general organosolvents such as ethyl acetate, dimethylbenzene, tetrahydrofuran, cyclohexanone, acetone, and alcohol. Evaluation of its toxicity and behavior in the environment was done for the Standing Committee on the Food Chain and Animal Health belonging to the European Commission Health & Consumer Protection Directorate-General in 2004 (Kyprianou 2005). Etoxazole is known as a biofriendly pesticide alternative to carbamates, organochlorines, and other acaricides and insecticides, the uses of which are strictly limited and even prohibited in some cases.

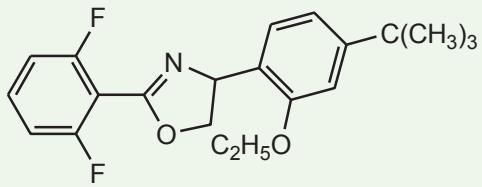

Figure 1. Chemical structure of etoxazole. High quality figures are available online.

The mechanism of action of etoxazole (inhibition of the moulting process during insect and mite development) is similar to that of benzoylphenylureas (Lee et al. 2004; Nauen et al. 2006; Asahara et al. 2008; Sun et al. 2008), a class of insecticides known to interfere with chitin biosynthesis. However, benzoylphenylureas as insect growth regulators have some shortcomings, such as a quite narrow spectrum of efficacy only on Lepidoptera and a high acute toxicity to non-target insects (Sun et al. 2009).

The rotational application of compounds with different modes of action in order to prevent or delay the rapid development of resistance is one of the major techniques used in resistance management strategies. The nervous system is the most commonly targeted site of the current main pesticides against insects and acari, and so far, little cross-resistance between them and etoxazole has been reported. Although it has been almost ten years since etoxazole was publicly introduced in 1994 and launched in

Downloaded From: https://staging.bioone.org/journals/Journal-of-Insect-Science on 25 Mar 2025
Terms of Use: https://staging.bioone.org/terms-of-use

1998 as an acaricide/insecticide, its insecticidal and acaricidal activities have not yet been evaluated in detail (Ishida et al. 1994). Moreover, its bioactivity against pesticide-resistant insects and acari collected in the field had not been reported in China.

The beet armyworm, *Spodoptera exigua* (Hübner) (Lepidoptera: Noctuidae); diamondback moth, *Plutella xylostella* L. (Plutellidae); bean aphid, *Aphis craccivora* Koch (Hemiptera: Aphididae); and the carmine spider mite, *Tetranychus cinnabarinus* (Boisduval) Boudreaux (Trombidiformes: Tetranychidae) were used in this research because they are several of the most important pests of vegetables and are widely distributed in China. Laboratory colonies of these organisms were raised without pesticide use. Field-collected insecticide-resistant colonies were also established. In this paper, we report on the bioactivity of etoxazole against these insects and spider mites and compare the results with those of several pesticides. The purpose of our research is to ascertain the bioactivity of etoxazole as an alternative pesticide against pests in vegetable crops and to evaluate its application prospects.

Materials and Methods

Chemicals

Etoxazole (purity 99%) was synthesized by our group using the method of Luo and Yang (2007). 5% Etoxazole emulsifiable concentrate (EC) was prepared by our group. Hexaflumuron (purity 99%) was purchased from Shandong Yucheng Pesticide Biochemical Co., Ltd. Chlorfluazuron (purity 98%) was purchased from Shijiazhuang Jitai Sanmu Pesticide Chemical Industry Co., Ltd. Permethrin (purity 95%) was purchased from Jiangsu Suhua Group Co., Ltd. Acephate (purity 95%) was purchased from Lianyungang Dongjin Chemical Co., Ltd. Hexythiazox (purity 98%) was purchased from Shanghai Dibai Plant Protection Co., Ltd. Clofentezine (purity 98%) was obtained from Shijiazhuang Lǔfeng chemical Co., Ltd. 5% Chlorfluazuron EC was purchased from Ishihara Sangyo Kaisha Ltd. 30% Acephate EC was purchased from Lianyungang Dongjin Chemical Co., Ltd. 5% Hexythiazox EC was purchased from Shanxi Kexing Pesticide Liquid Fertilizer Co., Ltd. Tween 20 and dimethyl sulfoxide (DMSO) were purchased from Alfa Aesar China (Tianjin) Co., Ltd.

Insect strains

All insecticide-susceptible strains used in the study were reared in the bioassay platform of the State Key Laboratory of Elemento-Organic Chemistry, Nankai University, China. A susceptible strain of *S. exigua* was obtained from the College of Life Science, Nankai University, and reared in isolation under standard laboratory conditions of 27 ± 1ºC, 50~75% RH, 14:10 L:D, and no exposure to any insecticides for several years. A susceptible strain of *P. xylostella* was reared on cabbage plants under standard laboratory conditions without exposure to chemicals for the past ten years. A susceptible strain of *A. craccivora* has been kept under laboratory conditions of 20 ± 1ºC, 40%~60% RH, natural illumination, without any exposure to insecticides, since the model of screening for new compound's bioactivity to bean aphids was established in 1990s (Wakwmura 1988; Goh et al. 1991; Raymond et al. 1994). Resistant strains of *S. exigua*, *P. xylostella*, and *A. craccivora* were collected in the Zhangjiawo vegetable production area, Xiqing district, Tianjin city, China.

Acarus strains

A susceptible strain of *T. cinnabarinus* was reared in the conservatory of the bioassay platform of State Key Laboratory of Ele-

Downloaded From: https://staging.bioone.org/journals/Journal-of-Insect-Science on 25 Mar 2025
Terms of Use: https://staging.bioone.org/terms-of-use

mento-Organic Chemistry, Nankai University, with the standard conditions of 24 ± 2ºC, dry air and good aeration, with natural illumination and without exposure to any acaricides. To obtain mite eggs, 20 adult spider mites were placed on a leaf of the common bean plant, *Phaseolus vulgaris* L. (Fabales: Fabaceae), for 24 hours. The adult mites were removed after 80 eggs had been laid. To obtain young mites, the mite eggs were allowed to develop on the leaves for 6 days. Then, the leaves with young mites were placed on leaves of the test plants. The cultured conditions of adult mites, mite eggs, and young mites were the same (Wang et al. 2010). A resistant strain of *T. cinnabarinus* was collected in the field of the Institute of Plant Protection, Tianjin Academy of Agricultural Science, Wuqing district, Tianjin city, China.

Bioassay against *S. exigua* and *P. xylostella*

The bioactivity bioassay of etoxazole, hexaflumuron, and chlorfluazuron (including EC preparations) against *S. exigua* and *P. xylostella* were tested by the leaf-dip method. For each test sample, a stock solution at a concentration of 200 $mg \cdot L^{-1}$ in DMSO was prepared and then diluted to the required series concentrations with water containing Tween-20. Leaf disks (5 cm × 1 cm) from fresh cabbage leaves were dipped into the test solution for 10 sec. After air-drying on a filter paper, the leaf disks were treated with the test compound and then placed individually into Petri dishes (7 cm diameter). Second-instar larvae were transferred individually into the Petri dishes. Infested leaves treated with water and DMSO were provided as controls. Six replicates (10 larvae per replicate) were performed. Percentage mortalities were evaluated four days after treatment in the culture conditions and corrected with Abbott's formula (Chen et al. 2007; Luo et al. 2007; Shang et al. 2010; Zhao et al. 2010).

Bioassay against *A. craccivora*

The insecticidal activities of etoxazole, permethrin, and acephate (including EC) against *A. craccivora* were assayed by a slightly modified FAO dip test. A stock solution in DMSO of a concentration of 200 $mg \cdot L^{-1}$ was prepared and then diluted to the required series concentrations with water containing Tween-20. Tender bean shoots with 60 healthy uniform apterous adults were dipped in the concentration series of the compounds for 5 sec and then air-dried. Infested leaves treated with water and DMSO were provided as controls. Each test was carried out in triplicate. The processes of all tests were performed under standard laboratory conditions. Percentage mortalities were evaluated four days after treatment and corrected with Abbott's formula (FAO 1979; Nauen et al. 2006).

Bioassay against *T. cinnabarinus* mite eggs and young mites

The activity of etoxazole, hexythiazox, and clofentezine (including EC) against mite eggs and young mites was evaluated by the same procedure with a slightly modified FAO dip test. A stock solution in DMSO of a concentration of 200 $mg \cdot L^{-1}$ was prepared and then diluted to the required series concentrations with water containing Tween-20. Spider mite eggs and young spider mites on leaves were prepared as described in acarus strains. There were about 80 spider mite eggs or young spider mites per leaf. The mite-infested plants were soaked in the series of compounds for 3 sec; then, the superfluous liquid was removed by shaking the plants. Infested leaves soaked in water and DMSO were provided as controls. Each test was carried out in triplicate. The processes of all tests were performed under standard laboratory conditions. After 10 days, the unhatched egg rates (%) were calculated and percentage mortality of young spider mites was evaluated and corrected using Ab-

Downloaded From: https://staging.bioone.org/journals/Journal-of-Insect-Science on 25 Mar 2025
Terms of Use: https://staging.bioone.org/terms-of-use

bott's formula (Kuhn et al. 1992, 1993; Dai et al. 2008).

Date analysis

After all percentage mortalities were corrected with Abbott's formula, the results were expressed as the mean value of parallel experiments (Abbot 1925). That is to say, if the percentage mortality of the control was less than 5%, the result was directly used; but if the percentage mortality was less than 20%, the result was corrected by V=((X-Y)/X)*100 (V = value of corrected mortality, X = livability of the control, Y = livability of the treat), or the test was invalid. The LC_{50} value (median lethal concentration) was calculated using probit analysis of the concentration-dependent mortality dates performed with the statistical software DPS v. 7.05 (Siegel 1988).

Results and Discussion

Effects of insecticides against *S. exigua*

The concentration-mortality curves as the bioassay results of these pesticides are presented in Figures 2 and 3. The LC_{50} values and the slope ± SEM of these pesticides were calculated according to the bioassay concentration-response curve and are shown in Tables 1 and 2. Table 1 shows that etoxazole has potent insecticidal activity against the susceptible *S. exigua*, having a greater toxicity than hexaflumuron and chlorfluazuron. Furthermore, the toxicity of etoxazole EC was greater than that of etoxazole. The commercial 5% chlorfluazuron EC was tested for its

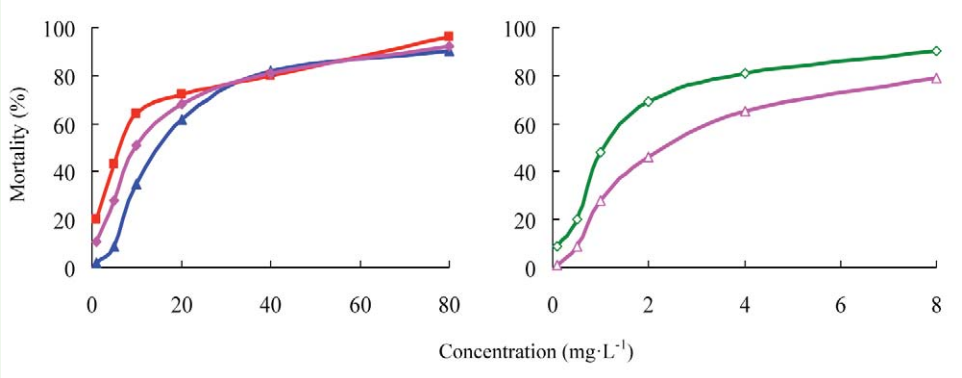

Figure 2. Concentration-response curves of etoxazole and other insecticides against *Spodoptera exigua* (susceptible). 99% etoxazole (△), 5% etoxazole EC (◇), 97% hexaflumuron (■), 98% chlorfluazuron (▲), and 5% chlorfluazuron EC (◆). High quality figures are available online.

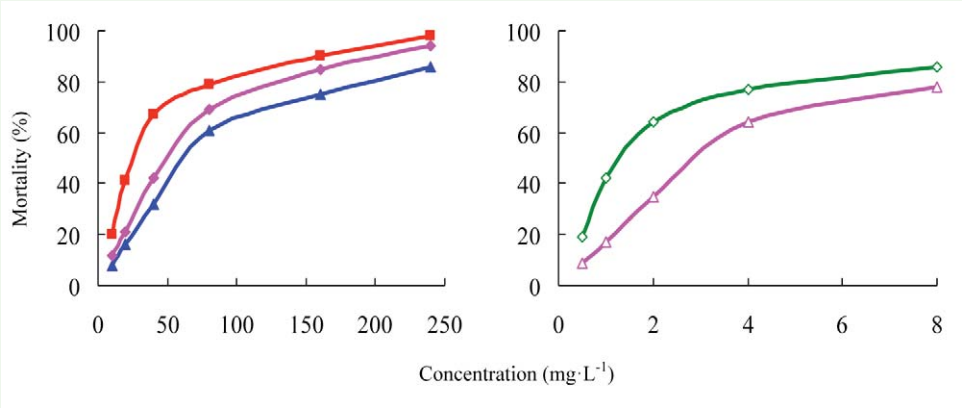

Figure 3. Concentration-response curves of etoxazole and other insecticides against *Spodoptera exigua* (resistant). 99% etoxazole (△), 5% etoxazole EC (◇), 97% hexaflumuron (■), 98% chlorfluazuron (▲), and 5% chlorfluazuron EC (◆). High quality figures are available online.

Downloaded From: https://staging.bioone.org/journals/Journal-of-Insect-Science on 25 Mar 2025
Terms of Use: https://staging.bioone.org/terms-of-use

Table 1. Insecticidal activities of etoxazole and other insecticides against susceptible *Spodoptera exigua*.

Insecticides	Slope ± SEM	LC_{50} mg·L^{-1}	R[b]	95% confidence limits	Toxicity ratio[c]
99% etoxazole	1.75 ± 0.12	2.49	0.9932	2.18-2.85	1
97% hexaflumuron[a]	1.08 ± 0.07	6.01	0.9930	5.05-7.17	2.41^{-1}
98% chlorfluazuron[a]	2.17 ± 0.21	16.97	0.9868	14.11-20.40	6.82^{-1}
5% etoxazole EC	1.46 ± 0.19	1.09	0.9751	0.78-1.52	1
5% chlorfluazuron EC	1.35 ± 0.11	9.67	0.9905	7.91-11.82	8.87^{-1}

[a] Hexaflumuron and chlorfluazuron were the main benzoylphenylurea chitin biosynthesis inhibitors widely used in vegetables in China, used here as contrast pesticides. [b] R, correlative coefficient. [c] Toxicity ratio = ratio of LC_{50} values, e.g. 2.41 = the value of 97% hexaflumuron / that of 99% etoxazole.

Table 2. Insecticidal activities of etoxazole and other insecticides against resistant *Spodoptera exigua*.

Insecticides	T Slope ± SEM	LC_{50} mg·L^{-1}	R[b]	95% confidence limits	Toxicity ratio[c]
99% etoxazole	1.97 ± 0.14	3.01	0.9947	2.69-3.36	1
97% hexaflumuron[a]	1.86 ± 0.15	26.78	0.9932	23.61-30.38	8.90^{-1}
98% chlorfluazuron[a]	1.91 ± 0.17	65.67	0.9920	56.75-76.00	21.82^{-1}
5% etoxazole EC	1.80 ± 0.16	1.41	0.9926	1.23-1.60	1
5% chlorfluazuron EC	2.18 ± 0.05	47.80	0.9995	46.43-49.21	33.90^{-1}

[a] Hexaflumuron and chlorfluazuron were the main benzoylphenylurea chitin biosynthesis inhibitors widely used in vegetables in China, used here as contrast pesticides. [b] R, correlative coefficient. [c] Toxicity ratio = ratio of LC_{50} values, e.g. 8.90 = the value of 97% hexaflumuron / that of 99% etoxazole.

insecticidal activity and compared with 5% etoxazole EC. It was found that the toxicity of 5% etoxazole EC against *S. exigua* greater than that of chlorfluazuron EC.

The LC_{50} values of etoxazole, hexaflumuron, chlorfluazuron, 5% etoxazole EC, and 5% chlorfluazuronEC against the resistant strain of *S. exigua* are shown in Table 2, which shows that the resistant strain had almost no resistance against etoxazole and 5% etoxazole EC; however, it was resistant to the other pesticides. The toxicity of etoxazole against the resistant strain was greater than that of those of hexaflumuron and chlorfluazuron. Accordingly, the toxicity of 5% etoxazole EC greater than that of 5% chlorfluazuron EC.

Effects of insecticides against *P. xylostella*

The concentration-mortality curves as the bioassay results of these pesticides are presented in Figures 4 and 5. The LC_{50} values and the slope ± SEM of these pesticides were calculated according to the bioassay concentration-response curve and are presented in Tables 3 and 4. The LC_{50} value of etoxazole was less than the LC_{50} values of hexaflumuron and chlorfluazuron against *P. xylostella* (Table 3). Hence, the toxicity of etoxazole was greater than the toxicities of hexaflumuron and chlorfluazuron. The toxicity of 5% etoxazole was greater than that of etoxazole. The commercial 5% chlorfluazuron EC was tested for its insecticidal activity compared with 5% etoxazole EC. It was found that the toxicity of 5% chlorfluazuron EC against *P. xylostella* was greater than that of 5% chlorfluazuron EC.

Downloaded From: https://staging.bioone.org/journals/Journal-of-Insect-Science on 25 Mar 2025
Terms of Use: https://staging.bioone.org/terms-of-use

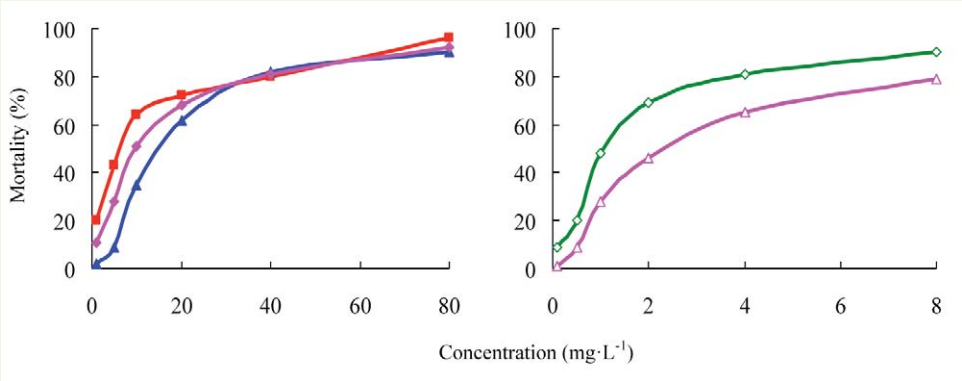

Figure 4. Concentration-response curves of etoxazole and other insecticides against *Plutella xylostella* (susceptible). 99% etoxazole (△), 5% etoxazole EC (◇), 97% hexaflumuron (■), 98% chlorfluazuron (▲), and 5% chlorfluazuron EC (◆). High quality figures are available online.

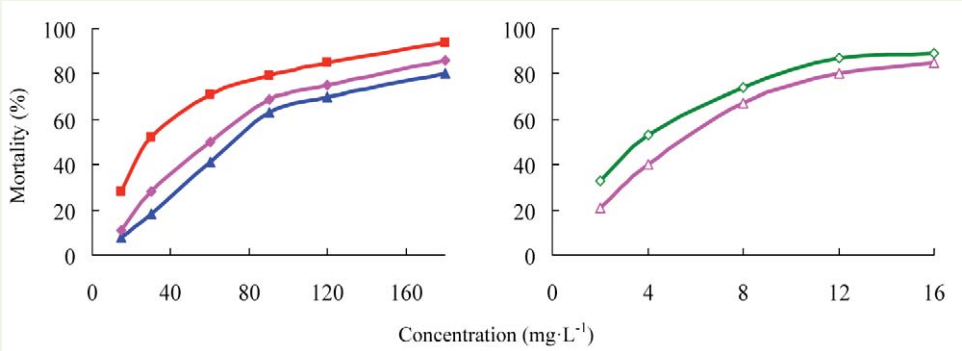

Figure 5. Concentration-response curves of etoxazole and other insecticides against *Plutella xylostella* (resistant). 99% etoxazole (△), 5% etoxazole EC (◇), 97% hexaflumuron (■), 98% chlorfluazuron (▲), and 5% chlorfluazuron EC (◆). High quality figures are available online.

Table 3. Insecticidal activities of etoxazole and other insecticides against susceptible *Plutella xylostella*.

Insecticides	Slope ± SEM	LC_{50} mg·L-1	R[b]	95% confidence limits	Toxicity ratio[c]
99% etoxazole	1.48 ± 0.02	3.61	0.9997	3.52-3.71	1
97% hexaflumuron[a]	1.48 ± 0.10	7.80	0.9929	6.56-9.26	2.16-1
98% chlorfluazuron[a]	1.73 ± 0.14	21.93	0.9902	18.74-25.66	6.07-1
5% etoxazole EC	1.40 ± 0.03	2.23	0.9993	2.14-2.32	1
5% chlorfluazuron EC	1.42 ± 0.09	11.25	0.9937	9.53-13.29	5.04-1

[a] Hexaflumuron and chlorfluazuron were the main benzoylphenylurea chitin biosynthesis inhibitors widely used in vegetables in China, used here as contrast pesticides. [b] R, correlative coefficient. [c] Toxicity ratio = ratio of LC_{50} values, e.g. 2.16 = the value of 97% hexaflumuron / that of 99% etoxazole.

The LC_{50} values of etoxazole, hexaflumuron, chlorfluazuron, 5% etoxazole EC, and 5% chlorfluazuron EC against the resistant strain of *P. xylostella* are shown in Table 4. The results show that the resistant strain had low levels of resistance to etoxazole and 5% etoxazole EC, however, they were resistant to the other pesticides. The toxicity of etoxazole against the resistant strain was greater than that of hexaflumuron and chlorfluazuron. Accordingly, the toxicity of 5% etoxazole EC was greater than that of 5% chlorfluazuron EC.

Downloaded From: https://staging.bioone.org/journals/Journal-of-Insect-Science on 25 Mar 2025
Terms of Use: https://staging.bioone.org/terms-of-use

Table 4. Insecticidal activities of etoxazole and other insecticides against resistant *Plutella xylostella*.

Insecticides	Slope ± SEM	LC_{50} mg·L^{-1}	R[b]	95% confidence limits	Toxicity ratio[c]
99% etoxazole	2.10 ± 0.06	4.99	0.9988	4.77-5.22	1
97% hexaflumuron[a]	1.78 ± 0.10	30.24	0.9970	27.95-32.72	6.06^{-1}
98% chlorfluazuron[a]	2.44 ± 0.11	71.31	0.9972	67.91-74.89	14.29^{-1}
5% etoxazole EC	1.85 ± 0.04	3.54	0.9996	3.42-3.67	1
5% chlorfluazuron EC	2.14 ± 0.05	56.53	0.9989	54.41-58.74	15.97^{-1}

[a] Hexaflumuron and chlorfluazuron were the main benzoylphenylurea chitin biosynthesis inhibitors widely used in vegetables in China, used here as contrast pesticides. [b] R, correlative coefficient. [c] Toxicity ratio = ratio of LC_{50} values, e.g. 6.06 = the value of 97% hexaflumuron / that of 99% etoxazole.

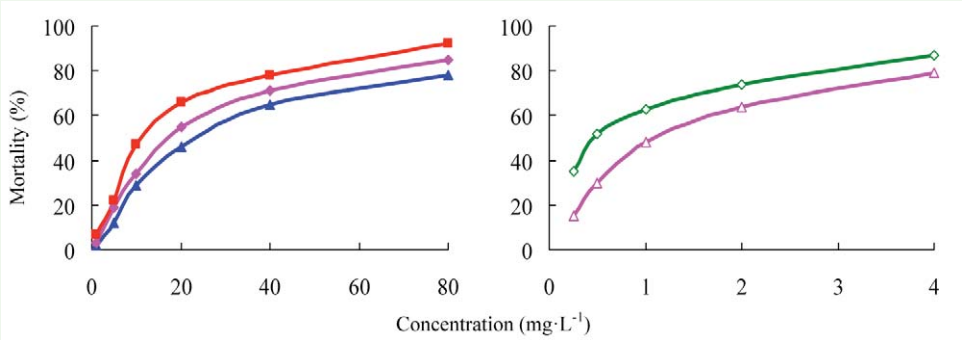

Figure 6. Concentration-response curves of etoxazole and other insecticides against *Aphis craccivora* (susceptible). 99% etoxazole (△), 5% etoxazole EC (◇), 95% permethrin (■), 95% acephate (▲), and 30% acephate EC (◆). High quality figures are available online.

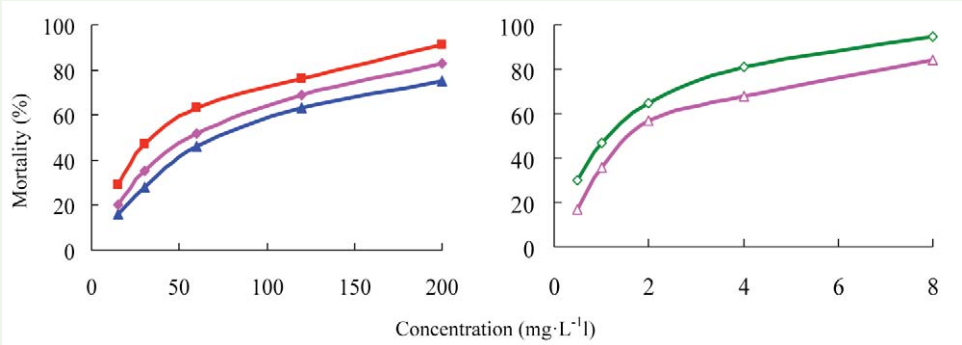

Figure 7. Concentration-response curves of etoxazole and other insecticides against *Aphis craccivora* (resistant). 99% etoxazole (△), 5% etoxazole EC (◇), 95% permethrin (■), 95% acephate (▲), and 30% acephate EC (◆). High quality figures are available online.

Effects of insecticides against *A. craccivora*

The mortality rates of etoxazole, permethrin, and acephate against the susceptible strain of *A. craccivora* were assayed. The concentration-mortality curves as the bioassay results of these pesticides are presented in Figures 6 and 7. The LC_{50} values and the slope ± SEM of these pesticides were calculated according to the bioassay concentration-response curve and are presented in Tables 5 and 6. The toxicity of etoxazole was greater than the toxicities of permethrin and acephate. Hence, etoxazole has high insecticidal activity against *A. craccivora*. The toxicity of 5% etoxazole EC against *A. craccivora* was greater than that of etoxazole. The commercial 30% acephate EC was bioassayed for its insecticidal activity compared to 5% etoxazole EC. It was found that the toxicity 30% acephate EC was less than that of of 5% etoxazole EC.

Downloaded From: https://staging.bioone.org/journals/Journal-of-Insect-Science on 25 Mar 2025
Terms of Use: https://staging.bioone.org/terms-of-use

Table 5. Insecticidal activities of etoxazole and other insecticides against susceptible *Aphis craccivora*.

Insecticides	Slope ± SEM	LC_{50} mg·L^{-1}	R[b]	95% confidence limits	Toxicity ratio[c]
99% etoxazole	1.52 ± 0.04	1.15	0.9992	1.09-1.20	1
95% permethrin[a]	1.46 ± 0.12	11.92	0.9898	9.63-14.77	10.37^{-1}
95% acephate[a]	1.61 ± 0.08	24.25	0.9967	22.10-26.60	21.09^{-1}
5% etoxazole EC	1.20 ± 0.07	0.51	0.9955	0.45-0.58	1
30% acephate EC	1.59 ± 0.03	17.69	0.9995	17.09-18.31	34.67^{-1}

[a] Permethrin and acephate were the insecticides widely used in vegetables in China, used here as contrast insecticides. [b] R, correlative coefficient. [c] Toxicity ratio = ratio of LC_{50} values, e.g. 10.37 = the value of 95% permethrin / that of 99% etoxazole.

Table 6. Insecticidal activities of etoxazole and other insecticides against resistant *Aphis craccivora*.

Insecticides	Slope ± SEM	LC_{50} mg·L^{-1}	R[b]	95% confidence limits	Toxicity ratio[c]
99% etoxazole	1.45 ± 0.11	1.70	0.9940	1.47-1.96	1
95% permethrin[a]	1.39 ± 0.06	35.81	0.9984	33.67-38.09	21.06^{-1}
95% acephate[a]	1.49 ± 0.02	71.19	0.9997	69.48-72.93	41.88^{-1}
5% etoxazole EC	1.55 ± 0.02	1.11	0.9998	1.08-1.13	1
30% acephate EC	1.60 ± 0.09	54.30	0.9968	49.53-59.52	48.92^{-1}

[a] Permethrin and acephate were the insecticides widely used in vegetables in China, used here as contrast insecticides. [b] R, correlative coefficient. [c] Toxicity ratio = ratio of LC_{50} values, e.g. 21.06 = the value of 95% permethrin / that of 99% etoxazole.

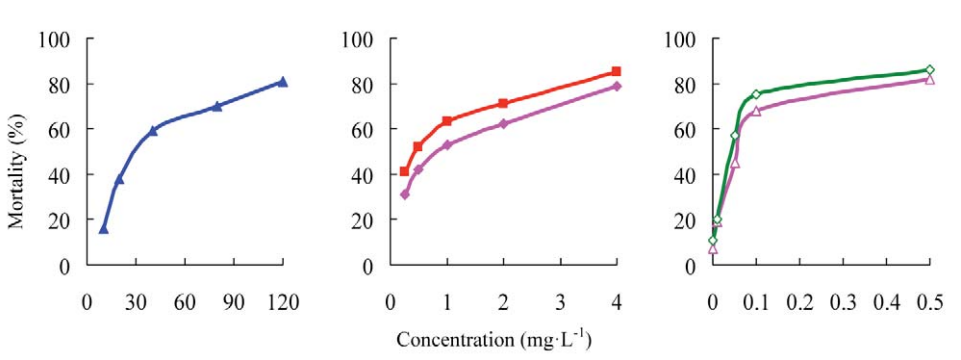

Figure 8. Concentration-response curves of etoxazole and other insecticides against *Tetranychus cinnabarinus* nymphs (susceptible). 99% etoxazole (△), 5% etoxazole EC (◇), 5% hexythiazox EC (■), 98% clofentezine (▲), and 98% hexythiazox (◆). High quality figures are available online.

The LC_{50} values of etoxazole, permethrin, acephate, 5% etoxazole EC, and 30% acephate EC against the resistant strain of *A. craccivora* are shown in Table 6. It is evident from these data that the resistant aphid strain was not resistant to etoxazole and 5% etoxazole EC; however, it was resistant to the other pesticides. The toxicity of etoxazole against *A. craccivora* was greater than the toxicities of permethrin and acephate. Accordingly, the toxicity of 5% etoxazole EC was great than that of 30% acephate EC.

Effects of pesticides against *T. cinnabarinus* nymphs

The mortality rates of etoxazole, hexythiazox, and clofentezine against nymphs of the *T. cinnabarinus* were assayed. The concentration-mortality curves as the bioassay results of

Downloaded From: https://staging.bioone.org/journals/Journal-of-Insect-Science on 25 Mar 2025
Terms of Use: https://staging.bioone.org/terms-of-use

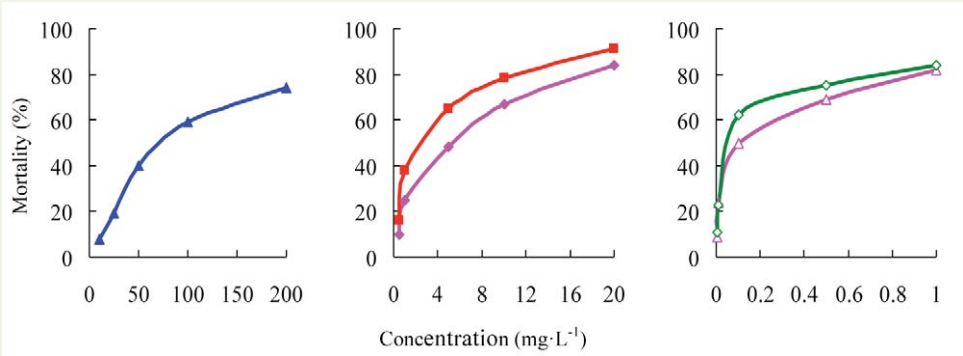

Figure 9. Concentration-response curves of etoxazole and other insecticides against *Tetranychus cinnabarinus* nymphs (resistant). 99% etoxazole (△), 5% etoxazole EC (◇), 5% hexythiazox EC (■), 98% clofentezine (▲), and 98% hexythiazox (◆). High quality figures are available online.

Table 7. Acaricidal activities of etoxazole and other acaricides against susceptible *Tetranychus cinnabarinus* nymphs.

Acaricides	Slope ± SEM	LC_{50} mg·L^{-1}	R[b]	95% confidence interval	Toxicity ratio[c]
99% etoxazole	0.93 ± 0.09	0.052	0.9850	0.034-0.080	1
98% hexythiazox[a]	1.03 ± 0.08	0.80	0.9900	0.68-0.95	15.38^{-1}
98% clofentezine[a]	1.66 ± 0.13	34.46	0.9907	29.94-39.67	662.69^{-1}
5% etoxazole EC	0.93 ± 0.13	0.032	0.9718	0.018-0.058	1
5% hexythiazox EC	1.01 ± 0.08	0.45	0.9906	0.37-0.55	14.06^{-1}

[a] Hexythiazox and clofentezine were the acaricides widely used in vegetables in China, used here as contrast acaricides. [b] R, correlative coefficient. [c] Toxicity ratio = ratio of LC_{50} values, e.g. 15.38 = the value of 98% hexythiazox / that of 99% etoxazole.

Table 8. Acaricidal activities of etoxazole and other acaricides against resistant *Tetranychus cinnabarinus* nymphs.

Acaricides	Slope ± SEM	LC_{50} mg·L^{-1}	R[b]	95% confidence interval	Toxicity ratio[c]
99% etoxazole	0.78 ± 0.06	0.089	0.9932	0.066-0.12	1
98% hexythiazox[a]	1.25 ± 0.17	4.06	0.9823	2.99-5.51	45.62^{-1}
98% clofentezine[a]	1.68 ± 0.11	77.33	0.9956	69.87-85.58	868.88^{-1}
5% etoxazole EC	0.84 ± 0.08	0.064	0.9912	0.045-0.092	1
5% hexythiazox EC	1.34 ± 0.11	2.30	0.9907	1.84-2.88	35.94^{-1}

[a] Hexythiazox and clofentezine were the acaricides widely used in vegetables in China, used here as contrast acaricides. [b] R, correlative coefficient. [c] Toxicity ratio = ratio of LC_{50} values, e.g. 45.62 = the value of 98% hexythiazox / that of 99% etoxazole.

these pesticides are shown in Figures 8 and 9. The LC_{50} values and the slope ± SEM of these pesticides were calculated according to the bioassay concentration-response curve and are given in Tables 7 and 8. The LC_{50} value of etoxazole was less than the LC_{50} values of hexythiazox and clofentezine against *T. cinnabarinus* nymphs (Table 7). The toxicity of etoxazole was greater than the toxicities of hexythiazox and clofentezine. The toxicity of 5% etoxazole EC was greater than that of etoxazole. The commercial 5% hexythiazox EC was tested for its acaricidal activity and compared with 5% etoxazole EC. It was found that the toxicity of 5% hexythiazox EC was less than that of 5% etoxazole EC.

The LC_{50} values of etoxazole, hexythiazox, clofentezine, 5% etoxazole EC, and 5% hexythiazox EC against the resistant strain of *T. cinnabarinus* are shown in Table 8. It is evident that the resistant strain had almost no

Downloaded From: https://staging.bioone.org/journals/Journal-of-Insect-Science on 25 Mar 2025
Terms of Use: https://staging.bioone.org/terms-of-use

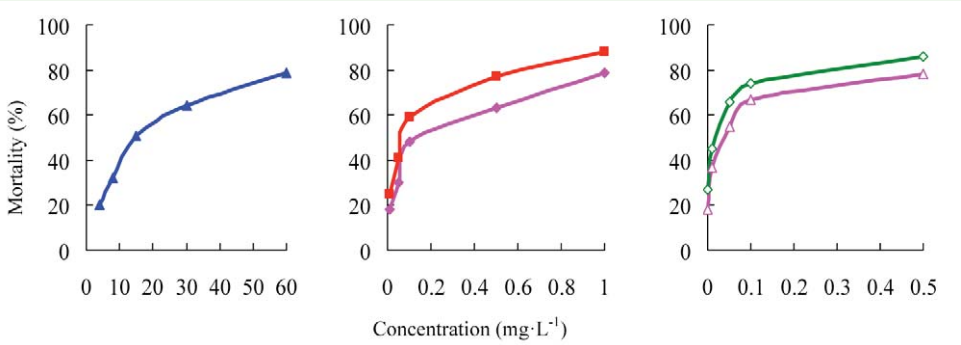

Figure 10. Concentration-response curves of etoxazole and other insecticides against *Tetranychus cinnabarinus* eggs (susceptible). 99% etoxazole (△), 5% etoxazole EC (◇), 5% hexythiazox EC (■), 98% clofentezine (▲), and 98% hexythiazox (◆). High quality figures are available online.

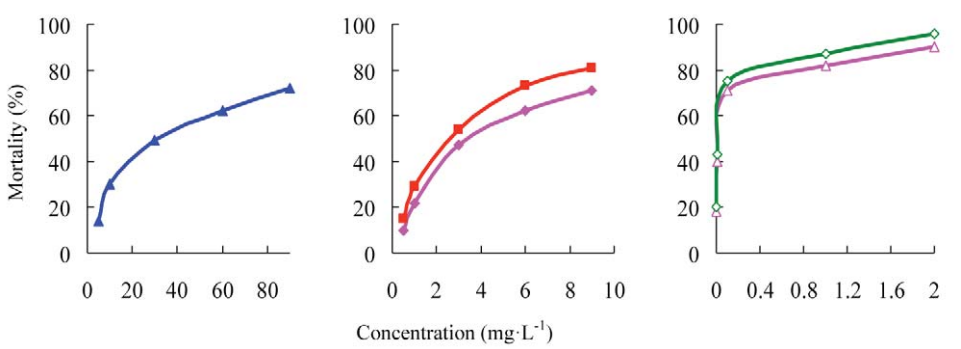

Figure 11. Concentration-response curves of etoxazole and other insecticides against *Tetranychus cinnabarinus* eggs (resistant). 99% etoxazole (△), 5% etoxazole EC (◇), 5% hexythiazox EC (■), 98% clofentezine (▲), and 98% hexythiazox (◆). High quality figures are available online.

Table 9. Acaricidal activities of etoxazole and other acaricides against susceptible *Tetranychus cinnabarinus* eggs.

Acaricides	Slope ± SEM	LC_{50} mg·L-1	R[b]	95% confidence interval	Toxicity ratio[c]
99% etoxazole	0.64 ± 0.03	0.028	0.9967	0.023-0.034	1
98% hexythiazox[a]	0.84 ± 0.08	0.15	0.9853	0.11-0.20	5.36-1
98%clofentezine[a]	1.41 ± 0.05	16.01	0.9980	14.95-17.14	571.79-1
5% etoxazole EC	0.64 ± 0.03	0.011	0.9960	0.0087-0.014	1
5%hexythiazox EC	0.92 ± 0.07	0.06	0.9917	0.050-0.084	5.45-1

[a] Hexythiazox and clofentezine were the acaricides widely used in vegetables in China, used here as contrast acaricides. [b] R, correlative coefficient. [c] Toxicity ratio = ratio of LC_{50} values, e.g. 5.36 = the value of 98% hexythiazox / that of 99% etoxazole.

resistance against etoxazole and 5% etoxazole EC; however, it was resistant against the other pesticides. The toxicity of etoxazole against resistant *T. cinnabarinus* was greater than the toxicities of hexythiazox and clofentezine. Accordingly, the toxicity of 5% etoxazole EC was great than that of 5% hexythiazox EC.

Effects of pesticides against *T. cinnabarinus* eggs

The effects of etoxazole, hexythiazox, and clofentezine against eggs of the susceptible strain of the mite *T. cinnabarinus* were assayed. The concentration-mortality curves as the bioassay results of these acaricides are shown in Figures 10 and 11. The LC_{50} values

Downloaded From: https://staging.bioone.org/journals/Journal-of-Insect-Science on 25 Mar 2025
Terms of Use: https://staging.bioone.org/terms-of-use

Table 10. Acaricidal activities of etoxazole and other acaricides against resistant *Tetranychus cinnabarinus* eggs.

Acaricides	Slope ± SEM	LC_{50} mg·L^{-1}	R[b]	95% confidence interval	Toxicity ratio[c]
99% etoxazole	0.75 ± 0.10	0.038	0.9718	0.019-0.077	1
98% hexythiazox[a]	1.45 ± 0.04	3.61	0.9989	3.39-3.83	95^{-1}
98%clofentezine[a]	1.26 ± 0.07	31.60	0.9948	27.76-35.968	831.58^{-1}
5% etoxazole EC	0.87 ± 0.11	0.026	0.9779	0.013-0.051	1
5%hexythiazox EC	1.51 ± 0.03	2.41	0.9994	2.31-2.51	92.70^{-1}

[a] Hexythiazox and clofentezine were the acaricides widely used in vegetables in China, used here as contrast acaricides. [b] R, correlative coefficient. [c] Toxicity ratio = ratio of LC_{50} values, e.g. 95 = the value of 98% hexythiazox / that of 99% etoxazole.

and the slope ± SEM of these pesticides were calculated according to the bioassay concentration-response curve and are presented in Tables 9 and 10. The LC_{50} value of etoxazole was les than the LC_{50} values of hexythiazox and clofentezine against spider mite eggs (Table 9). The toxicity of etoxazole was greater than the toxicities of hexythiazox and clofentezine. The toxicity of 5% etoxazole EC was greater than that of etoxazole. The commercial 5% hexythiazox EC was tested for its acaricidal activity and compared with 5% etoxazole EC. It was found that the toxicity of 5% etoxazole EC against spider mite eggs was great than that of 5% hexythiazox EC.

The LC_{50} effects of etoxazole, hexythiazox, clofentezine, 5% etoxazole EC, and 5% hexythiazox EC against the resistant strain of *T. cinnabarinus* are shown in Table 10. It is evident that the resistant strain had almost no resistance to etoxazole and 5% etoxazole EC; however, it was resistant against the other pesticides. The toxicity of etoxazole against spider mite nymphs from the field was greater than the toxicities of hexythiazox and clofentezine. Accordingly, the toxicity of 5% etoxazole EC was greater than that of 5% hexythiazox EC.

In conclusion, it was seen that etoxazole is an effective insecticide/acaricide. On the basis of bioactive results, 5% etoxazole EC was an excellent formulation alternative to etoxazole applied in vegetable fields. Furthermore, etoxazole combined with other insecticides/acaricides in vegetables can be used to achieve integrated pest management. Consequently, etoxazole is a suitable biorational alternative to traditional, highly toxic pesticides, with important significance to vegetable crop protection from insects and acari in China.

Acknowledgements

We greatly acknowledge financial support for this work from the National 12th Five-year Key Technology R&D Program (2011BAE06B08-04).

References

Abbott WS. 1925. A method of computing the effectiveness of an insecticide. *Journal of Economic Entomology* 18: 265-267.

Asahara M, Uesugi R, Osakabe MH. 2008. Linkage between one of the polygenic hexythiazox resistance genes and an etoxazole resistance gene in the twospotted spider mite (Acari: Tetranychidae). *Journal of Economic Entomology* 101: 1704-1710.

Downloaded From: https://staging.bioone.org/journals/Journal-of-Insect-Science on 25 Mar 2025
Terms of Use: https://staging.bioone.org/terms-of-use

Chen L, Huang ZQ, Wang QM, Shang J, Huang RQ, Bi FC. 2007. Insecticidal benzoyl phenylurea-S-carbamate: a new propesticide with two effects of both benzoylphenylureas and carbamates. *Journal of Agricultural and Food Chemistry* 55: 2659-2663.

Dai H, Li YQ, Du D, Qin X, Zhang X, Yu HB, Fang JX. 2008. Synthesis and biological activities of novel pyrazole oxime derivatives containing a 2-chloro-5-thiazolyl moiety. *Journal of Agricultural and Food Chemistry* 56: 10805-10810.

FAO. 1979. Recommended methods for the detection and measurement of resistance of agricultural pests to pesticides: method for adult aphids; FAO method 17. *FAO Plant Protection Bulletin* 18, 6.

Goh HG, Choi YM, Choi KM. 1991. Effect of rearing generation and extract of host plant on the oviposition of beet armyworm, *Spodoptera exigua* (Hubner) (Lepidoptera : Noctuidae). *The Research Reports of the Rural Development Administration* 33: 48-52.

Hirose T, Kisida H, Saito S, Fujimoto H. 1996. *Oxazoline derivative, its production and its use*. US patent 5556867.

Ishida T, Suzuki J, Tsukidate Y, Mori Y. 1994. YI-5301, a novel oxazoline acaricide. *Proceedings, Brighton Crop Protection Conference – Pests and Diseases,* BCPC, Farnham, Surrey, pp. 37–44.

Kuhn DG, Donovan SF, Furch JA. 1992. *N-Aminoalkylcarbo-nyloxylpyrrole insecticidal, acaricidal and molluscicidal agents*. US Patent 5286743.

Kuhn DG, Kameswaran V. 1993. *Insecticidal, acaricidal and molluscicidal 1-(Substituted)thioalkylpyrrole*s. US Patent 5302383.

Kyprianou M. 2005. COMMISSION DIRECTIVE 2005/34/EC of 17 May 2005. *Official Journal of the European Union* 125/5-7.

Lee SY, Ann KS, Kim CS, Shin SC, Kim GH. 2004. Inheritance and stability of etoxazole resistance in twospotted spider mite, *Tetranychus urticae*, and its cross resistance. *Korean Journal of Applied Entomology* 43: 43-48.

Luo YP, Yang GF. 2007. Discovery of a new insecticide lead by optimizing a target-diverse scaffold: tetrazolinone derivatives. *Bioorganic & Medicinal Chemistry* 15: 1716-1724.

Nauen R, Smagghe G. 2006. Mode of action of etoxazole. *Pest Management Science* 62:379-382.

Nauen R, Smagghe G. 2006. Mode of action of etoxazole. *Pest Management Science* 62: 379-382.

Oberlander H, Silhacek DL. 1998. Mode of action of insect growth regulators in lepidopteran tissue culture. *Pesticide Science* 54: 300-302.

Qian XH. 1996. Molecular modeling study on the structure-activity relationship of substituted dibenzoyl-1-tert-butylhydrazines and their structural similarity to 20-hydroxyecdysone. *Journal of Agricultural and Food Chemistry* 44: 1538-1542.

Raymond M, Marquine M. 1994. Evolution of insecticide resistance in *Culex pipiens* polulations: the Corsican paradox. *Journal of Evolutionary Biology* 7: 315-337.

Downloaded From: https://staging.bioone.org/journals/Journal-of-Insect-Science on 25 Mar 2025
Terms of Use: https://staging.bioone.org/terms-of-use

Shang J, Sun RF, Li YQ, Huang RQ, Bi FC, Wang QM. 2010. Synthesis and Insecticidal Evaluation of N-tert-Butyl-N′-thio[1-(6-chloro-3-pyridyl methyl)-2-nitroiminoimidazolidine]-N,N′-diacylhydrazines. *Journal of Agricultural and Food Chemistry* 58: 1834-1837.

Siegel S, Castellan NJ Jr. 1988. *Nonparametric statistics for the behavioral sciences*. Singapore: McGraw-Hill Book Co

Sun RF, Lü MY, Chen L, Li QS, Song HB, Bi FC, Huang RQ, Wang QM. 2008. Design, synthesis, bioactivity, and structure−activity relationship (SAR) studies of novel benzoylphenylureas containing oxime ether group. *Journal of Agricultural and Food Chemistry* 56: 11376-11391.

Sun RF, Zhang YL, Chen L, Li YQ, Li QS, Song HB, Huang RQ, Bi FC, Wang QM. 2009. Design, Synthesis, and Insecticidal Activities of New N-Benzoyl-N′-phenyl-N′-sulfenylureas. *Journal of Agricultural and Food Chemistry* 57: 3661-3668.

Suzuki J, Ishida T, Kikuchi Y, Ito Y, Morikawa C, Tsukidate Y, Tanji I, Ota Y, Toda K. 2002. Synthesis and activity of novel acaricidal/insecticidal 2,4-diphenyl-1,3-oxazolines. *Journal of Pesticide Science* 27: 1-8.

Suzuki J, Ishida T, Shibuya I, Toda K. 2001. Development of a new acaricide, Etoxazole. *Journal of Pesticide Science* 26: 215-223.

Tisdell FE, Bis SJ, Hedge VB. 2004. *2-(3,5-disubstitued- 4-pyridyl)- 4-(thienyl, thiazolyl or arylphenyl)-1, 3-oxazoline compounds*. US patent 0006108.

Verloop A, Ferrel CD. 1977. Benzoylphenyl ureas—a new group of larvicides interfering with chitin deposition. In: Plimmer JR, Editor. *Pesticide Chemistry in the 20th Centur*y. ACS Symposium Ser. No. 37, American Chemical Society, Washington.

Wakwmura S. 1988. Rearing of the beet armyworm *Spodoptera exigua* (Hubner) on an artificial diet in the laboratory. *Journal of Applied Entomology* 32: 329-331.

Wang XJ, Wang M, Wang JD, Jiang L, Wang JJ, Xiang WS. 2010. Isolation and identification of novel macrocyclic lactones from *Streptomyces avermitilis* NEAU1069 with acaricidal and nematocidal activity. *Journal of Agricultural and Food Chemistry* 58: 2710-2714.

Yagi K, Akimoto K, Mimori N, Miyake T, Kudo M, Arai K, Ishii S. 2000. Synthesis and insecticidal/acaricidal activity of novel 3-(2,4,6-trisubstituted phenyl)uracil derivatives. *Pest Management Science* 56: 65-73.

Yang XL, Wang DQ, Chen FH, Zhang ZN. 1999. The synthesis and larvicidal activity of N-aroyl-N '-(5-aryl-2-furoyl)ureas. *Pesticide Science* 52: 282-286.

Zhao QQ, Li YQ, Xiong LX, Wang QM. 2010. Design, synthesis and insecticidal activity of novel phenylpyrazoles containing a 2,2,2-trichloro-1-alkoxyethyl moiety. *Journal of Agricultural and Food Chemistry* 58: 4992-4998.

Downloaded From: https://staging.bioone.org/journals/Journal-of-Insect-Science on 25 Mar 2025
Terms of Use: https://staging.bioone.org/terms-of-use